



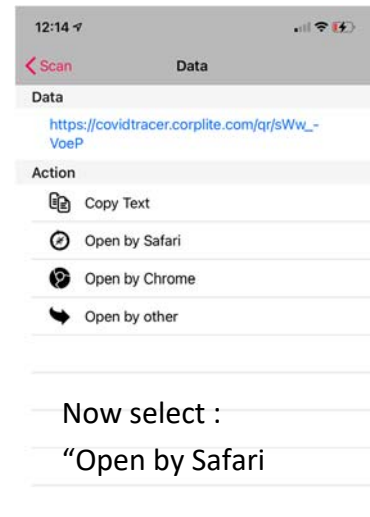
# Scanning QR Codes on a Smartphone

## iPhones

Most iPhones will automatically scan the code simply by opening your camera app and pointing it at the code. DO NOT TAKE A PHOTO. After scanning the code, click on “open corplite.com in Safari” If this does not occur then you may need to go to camera settings and make sure that “Scan QR Codes” is activated. If you are unable to do this please download the app “QR Code Reader for iPhone” - see below.



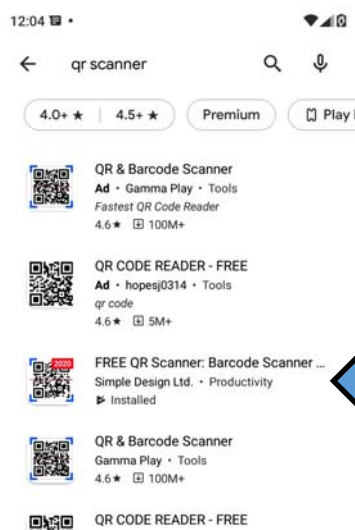
After installing this app, open it and point your camera at the QR Code. You will then see this screen



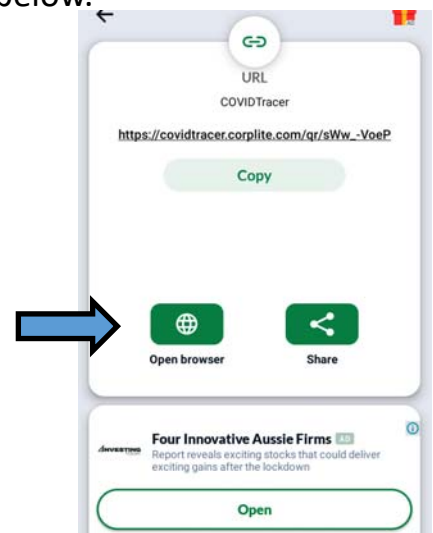
Now select :  
“Open by Safari”

## Android Phones

Some Android phones will automatically scan the code using the camera, however if not, you can activate “Scan QR Codes” in camera settings or download the app “Free QR Scanner Barcode Scanner” from the Google Play store - see below.



After installing this app, open it and point your camera at the QR Code. You will then see this screen



Now select :Open Browser